











CHARTS


KS1 – 2003 Paper 1

1.

II

Weather chart

	morning	afternoon
Monday		
Tuesday		
Wednesday		
Thursday		
Friday		

How many **mornings** were sunny  ?

mornings






















KS1 – 2004 Paper 1

2.

Some children made a chart.

The fruit we like best



	apple	 
	orange	  
	banana	      
	pear	    

How many **more** children chose pears than apples?

children




24 The tally chart shows the number of children in each class.

Class	Tally	Total
Class 1		10
Class 2		22
Class 3	<div></div>	13
Class 4		17

The tally for Class 3 is covered up.

Complete the tally for Class 3

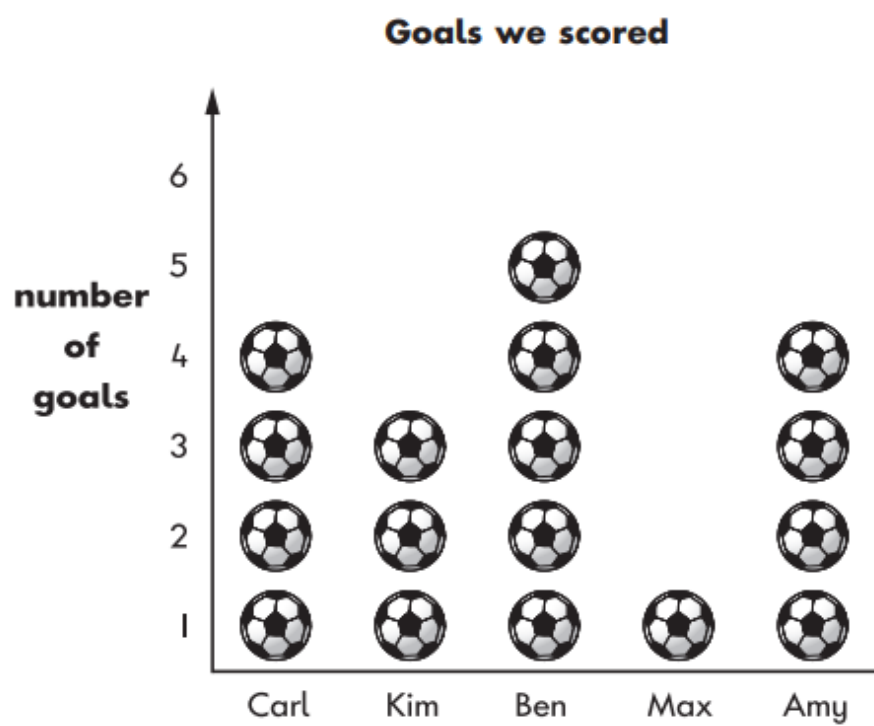
Look at the chart.



How many stickers does Ling have?

5

Look at the chart.



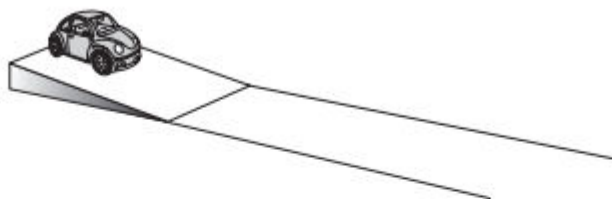
Which children scored the **same** number of goals?

and

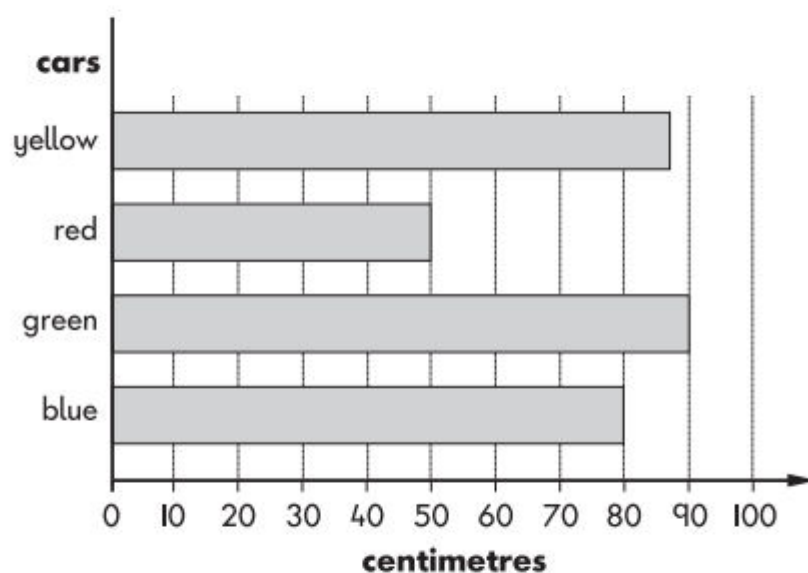


6.

Some children rolled toy cars down a slope.



How far the cars rolled



a How far did the **blue** car roll?

cm

b How much further did the **green** car roll than the **red** car?











cm

7.

16 Jane made a tally chart.

Birds I saw



thrush 	
sparrow 	
blackbird 	
gull 	
magpie 	



How many **more** gulls than blackbirds did she see?

gulls

8.

12

Some children counted the number of books and CDs at home.

	Books 	CDs 
Jim	72	52
Ryan	21	49
Lucy	62	32
Dan	48	48
Sara	28	56





a Two children have **fewer** CDs than books.

and

















b Who has **twice** as many CDs as books?

10

Ben makes a tally chart of his toys.

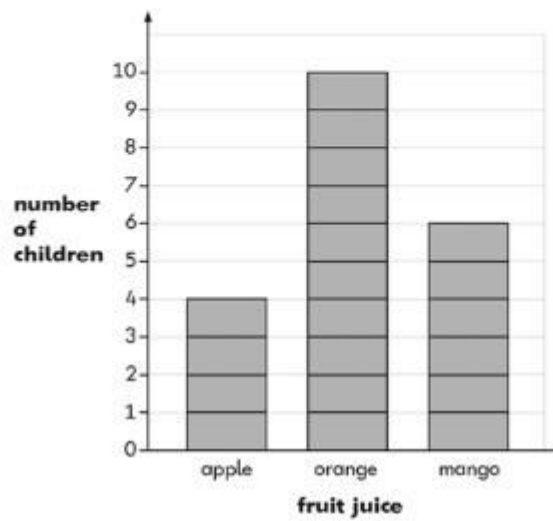
Toys in my box	Tally
	
	
	/
	

Tick **one** box below that shows all of Ben's toys.

   	   	   	   
---	---	---	---


 1 mark

- 10 20 children choose their favourite fruit juice.
The chart shows the results.



- (a) How many **more** children choose orange than apple?

children



1 mark

- (b) Another boy joins the group.

He chooses **mango** juice.

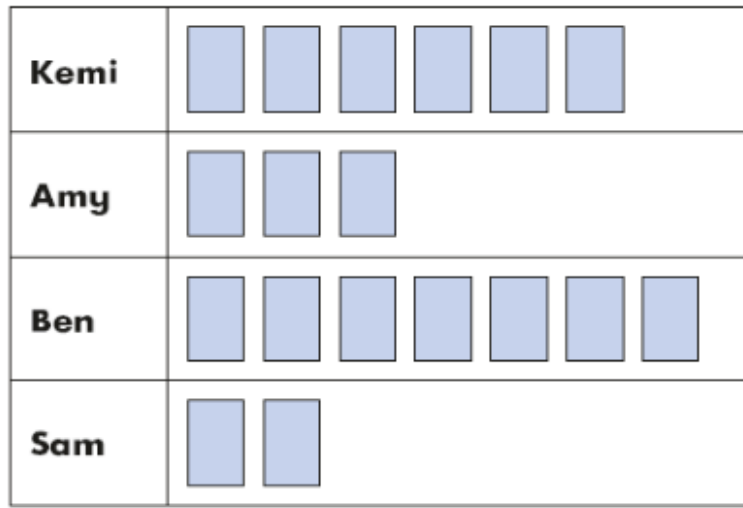
Add this information to the chart.



1 mark

14

The chart shows the number of stickers four children have.

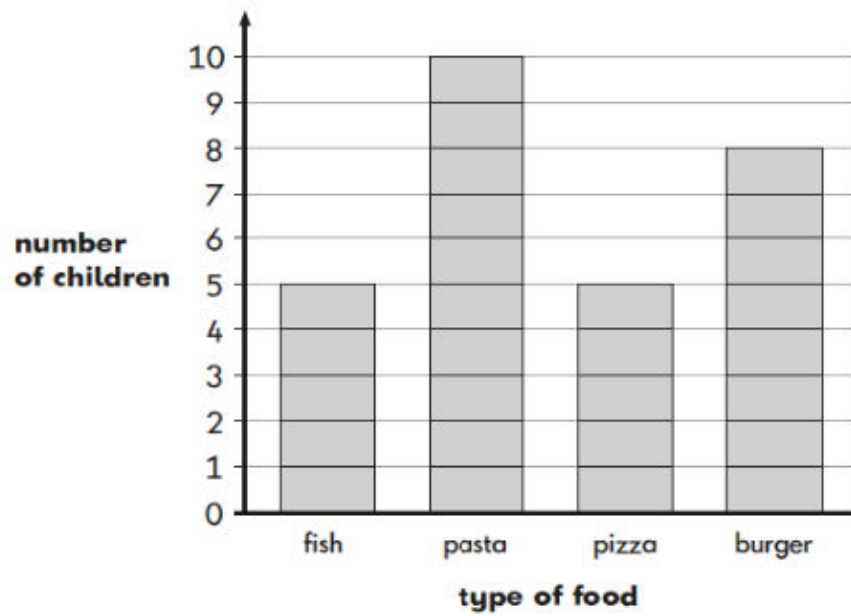


Kemi has more stickers than Sam.

How many **more**?
1 mark

22

This chart shows what class 2 ate for lunch today.



Fewer children ate pizza than burger.

How many fewer?

children



1 mark